



## USI.5c Colonial Life from different perspectives

**Teaching Tips:** Make an pocket book by folding an 8 ½ " x 11" piece of bright colored paper in ½, hamburger style. Open the fold, and with the valley side up, fold the longer side to make a 2" flap. Place glue on the edges of the flap to make a pocket when the "booklet" is opened. Cut apart the Colonial life rectangles. (or have students create their own rectangles of information). Cut out labels about rights. Glue one on each pocket. Slide the Colonial life rectangles in the newly created pockets, thinking about the rights labels. This could spark rich conversations. Add symbols or picture drawings to aid memory in recalling the descriptions of each. Glue the title to the cover of the pocket book.



### Large Landowners

- Lived mostly in the South
- Slaves and indentured servants were used for labor
- Some were educated
- Had rich social culture



### Farmers

Worked on the land according to the region

Family members used for labor

## Colonial Life

in


## America

Had rights as citizens

No Rights or  
Rights were limited



USI.5c Colonial Life from different perspectives




### Artisans

Worked as craftsman  
Worked in towns and on  
plantations



### Women

- Worked as caretakers, house workers, and homemakers.
- Could not vote
- Had few chances of education



### Indentured Servants

- Agreed to work without pay for passage to America
- Free at the end of contract
- Both men and women



### Slaves

- Captured in Africa & sold
- Owned as property for life
- Had no rights
- Children of slaves were born into slavery